

RB

Road use control signs indicate the permitted or prohibited use of a road. This sub-class includes signs relating to the control of speed, turns, direction of travel, passing, traffic lane usage, vehicle weights and dimensions, parking, pedestrians and other road users.

ROAD USE CONTROL

RB-1 MAXIMUM SPEED (content variable)



Dimensions (mm):	Area (m ²):	Type:
600 x 750	0.45	Fixed
750 x 900	0.68	Fixed

Message Colour:	Background Colour:
Black	White

RB-1A EXIT SPEED (content variable)



Dimensions (mm):	Area (m ²):	Type:
		Variable

Message Colour:	Background Colour:
Black	White

RB-5 MAXIMUM SPEED AHEAD (content variable)



Dimensions (mm):	Area (m ²):	Type:
600 x 750	0.45	Fixed
750 x 900	0.68	Fixed

Message Colour:	Background Colour:
Black	White

RB-11-L NO LEFT TURN



Dimensions (mm):	Area (m ²):	Type:
600 x 600	0.36	Fixed

Message Colour:	Background Colour:
Black, Red	White

RB-11-TL NO LEFT TURN (tab)



Dimensions (mm):	Area (m ²):	Type:
600 x 300	0.18	Fixed

Message Colour:	Background Colour:
Black	White

RB-11-R NO RIGHT TURN



Dimensions (mm):	Area (m ²):	Type:
600 x 600	0.36	Fixed

Message Colour:	Background Colour:
Black, Red	White

RB-11-TR NO RIGHT TURN (tab)



Dimensions (mm):	Area (m ²):	Type:
600 x 300	0.18	Fixed

Message Colour:	Background Colour:
Black	White

RB-14-L TURN LEFT



Dimensions (mm):	Area (m ²):	Type:
600 x 600	0.36	Fixed

Message Colour:	Background Colour:
Black, Green	White


RB-14-TL TURN LEFT (tab)



Dimensions (mm):	Area (m ²):	Type:
600 x 300	0.18	Fixed

Message Colour:	Background Colour:
Black	White

RB-14-R TURN RIGHT



Dimensions (mm):	Area (m ²):	Type:
600 x 600	0.36	Fixed

Message Colour:	Background Colour:
Black, Green	White

RB-14-TR TURN RIGHT (tab)



Dimensions (mm):	Area (m²):	Type:
600 x 300	0.18	Fixed
Message Colour:	Background Colour:	
Black	White	

RB-15-T NO TURNS (tab)



Dimensions (mm):	Area (m²):	Type:
600 x 300	0.18	Fixed
Message Colour:	Background Colour:	
Black	White	

RB-16-T NO U-TURNS (tab)



Dimensions (mm):	Area (m²):	Type:
600 x 300	0.18	Fixed
Message Colour:	Background Colour:	
Black	White	

RB-21-L ONE WAY (left)



Dimensions (mm):	Area (m²):	Type:
900 x 300	0.27	Fixed
1200 x 450	0.54	Fixed
Message Colour:	Background Colour:	
White	Black	

RB-22 WRONG WAY



Dimensions (mm):	Area (m²):	Type:
600 x 600	0.36	Fixed
Message Colour:	Background Colour:	
White	Red	

RB-23-T DO NOT ENTER (tab)



Dimensions (mm):	Area (m²):	Type:
600 x 300	0.18	Fixed
Message Colour:	Background Colour:	
Black	White	

RB-15 NO TURNS



Dimensions (mm):	Area (m²):	Type:
600 x 600	0.36	Fixed
Message Colour:	Background Colour:	
Black, Green	White	

RB-16 NO U-TURNS



Dimensions (mm):	Area (m²):	Type:
600 x 600	0.36	Fixed
Message Colour:	Background Colour:	
Black, Red	White	

RB-16A-T EXCEPT HWY MAINTENANCE VEHICLES (tab)




Dimensions (mm):	Area (m²):	Type:
600 x 450	0.27	Fixed
Message Colour:	Background Colour:	
Black	White	

RB-21-R ONE WAY (right)




Dimensions (mm):	Area (m²):	Type:
900 x 300	0.27	Fixed
1200 x 450	0.54	Fixed
Message Colour:	Background Colour:	
White	Black	

RB-23 DO NOT ENTER



Dimensions (mm):	Area (m²):	Type:
600 x 600	0.36	Fixed
Message Colour:	Background Colour:	
Black, Red	White	

RB-24 TWO WAY TRAFFIC



Dimensions (mm):	Area (m²):	Type:
600 x 750	0.45	Fixed
Message Colour:	Background Colour:	
Black	White	

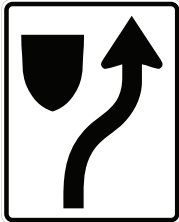
RB-24-T TWO WAY TRAFFIC (tab)



Dimensions (mm):	Area (m ²):	Type:
600 x 300	0.18	Fixed

Message Colour:	Background Colour:
Black	White

RB-25 KEEP RIGHT



Dimensions (mm):	Area (m ²):	Type:
600 x 750	0.45	Fixed
900 x 1200	1.08	Fixed
1200 x 1500	1.80	Fixed

Message Colour:	Background Colour:
Black	White


RB-31 DO NOT PASS



Dimensions (mm):	Area (m ²):	Type:
600 x 600	0.36	Fixed
750 x 750	0.56	Fixed

Message Colour:	Background Colour:
Black, Red	White

RB-32 PASSING PERMITTED



Dimensions (mm):	Area (m ²):	Type:
600 x 600	0.36	Fixed

Message Colour:	Background Colour:
Black, Green	White

RB-32A-T PASS WITH CARE (tab)



Dimensions (mm):	Area (m ²):	Type:
600 x 300	0.18	Fixed

Message Colour:	Background Colour:
Black	White

RB-34 KEEP RIGHT EXCEPT TO PASS



Dimensions (mm):	Area (m ²):	Type:
900 x 1200	1.08	Fixed

Message Colour:	Background Colour:
Black	White

RB-24A TWO WAY TRAFFIC



Dimensions (mm):	Area (m ²):	Type:
600 x 750	0.45	Fixed

Message Colour:	Background Colour:
Black	White

RB-25-T KEEP RIGHT (tab)



Dimensions (mm):	Area (m ²):	Type:
600 x 300	0.18	Fixed
900 x 300	0.27	Fixed
1200 x 450	0.54	Fixed

Message Colour:	Background Colour:
Black	White

RB-31-T DO NOT PASS (tab)



Dimensions (mm):	Area (m ²):	Type:
600 x 300	0.18	Fixed

Message Colour:	Background Colour:
Black	White

RB-32-T DO NOT PASS (tab)



Dimensions (mm):	Area (m ²):	Type:
600 x 300	0.18	Fixed

Message Colour:	Background Colour:
White	Black

RB-33 THRU TRAFFIC KEEP RIGHT



Dimensions (mm):	Area (m ²):	Type:
900 x 1200	1.08	Fixed

Message Colour:	Background Colour:
Black	White

RB-35 SLOWER TRAFFIC KEEP RIGHT



Dimensions (mm):	Area (m ²):	Type:
900 x 1200	1.08	Fixed

Message Colour:	Background Colour:
Black	White

RB-35X SLOWER TRAFFIC KEEP RIGHT



Dimensions (mm):	Area (m ²):	Type:
1200 x 1600	1.92	Fixed

Message Colour:	Background Colour:
Black, Green	White


RB-36 YIELD CENTRE LANE TO OPPOSING TRAFFIC



Dimensions (mm):	Area (m ²):	Type:
900 x 1500	1.35	Fixed

Message Colour:	Background Colour:
Black	White

RB-37 PASSING LANE



Dimensions (mm):	Area (m ²):	Type:
900 x 900	0.81	Fixed

Message Colour:	Background Colour:
Black	White


RB-37-T PASSING LANE 2km



Dimensions (mm):	Area (m ²):	Type:
900 x 600	0.54	Fixed

Message Colour:	Background Colour:
Black	White

RB-41-L LEFT TURN ONLY



Dimensions (mm):	Area (m ²):	Type:
600 x 600	0.36	Fixed

Message Colour:	Background Colour:
White	Black


RB-41-TL LEFT LANE (tab)



Dimensions (mm):	Area (m ²):	Type:
600 x 300	0.18	Fixed

Message Colour:	Background Colour:
Black	White

RB-41-R RIGHT TURN ONLY



Dimensions (mm):	Area (m ²):	Type:
600 x 600	0.36	Fixed

Message Colour:	Background Colour:
White	Black


RB-41-TR RIGHT LANE (tab)



Dimensions (mm):	Area (m ²):	Type:
600 x 300	0.18	Fixed

Message Colour:	Background Colour:
Black	White


RB-42-L STRAIGHT THROUGH OR TURN LEFT



Dimensions (mm):	Area (m ²):	Type:
600 x 600	0.36	Fixed

Message Colour:	Background Colour:
White	Black

RB-42-R STRAIGHT THROUGH OR TURN RIGHT



Dimensions (mm):	Area (m ²):	Type:
600 x 600	0.36	Fixed

Message Colour:	Background Colour:
White	Black


RB-43 TURN RIGHT OR LEFT



Dimensions (mm):	Area (m ²):	Type:
600 x 600	0.36	Fixed

Message Colour:	Background Colour:
White	Black


RB-44 ALL MOVEMENTS PERMITTED



Dimensions (mm):	Area (m ²):	Type:
600 x 600	0.36	Fixed

Message Colour:	Background Colour:
White	Black

RB-45 STRAIGHT THROUGH ONLY



Dimensions (mm):	Area (m ²):	Type:
600 x 600	0.36	Fixed

Message Colour:	Background Colour:
White	Black

RB-46-TL LEFT TWO LANES (tab)



Dimensions (mm):	Area (m ²):	Type:
600 x 300	0.18	Fixed

Message Colour:	Background Colour:
Black	White

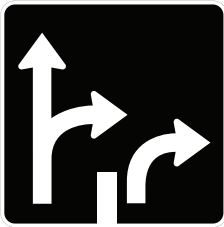
RB-46-TR RIGHT TWO LANES (tab)



Dimensions (mm):	Area (m ²):	Type:
600 x 300	0.18	Fixed

Message Colour:	Background Colour:
Black	White

RB-47-R LANE CONTROL (2 right lanes)



Dimensions (mm):	Area (m ²):	Type:
600 x 600	0.36	Fixed

Message Colour:	Background Colour:
White	Black

RB-48-T CENTER LANE



Dimensions (mm):	Area (m ²):	Type:
600 x 300	0.18	Fixed

Dimensions (mm):	Area (m ²):	Type:
900 x 300	0.27	Fixed

Message Colour:	Background Colour:
Black	White


RB-51 NO PARKING



Dimensions (mm):	Area (m ²):	Type:
300 x 300	0.09	Fixed
600 x 600	0.36	Fixed

Message Colour:	Background Colour:
Black, Red	White


RB-46-L DOUBLE LEFT TURN



Dimensions (mm):	Area (m ²):	Type:
600 x 600	0.36	Fixed

Message Colour:	Background Colour:
White	Black


RB-46-R DOUBLE RIGHT TURN



Dimensions (mm):	Area (m ²):	Type:
600 x 600	0.36	Fixed

Message Colour:	Background Colour:
White	Black


RB-47-L LANE CONTROL (2 left lanes)



Dimensions (mm):	Area (m ²):	Type:
600 x 600	0.36	Fixed

Message Colour:	Background Colour:
White	Black

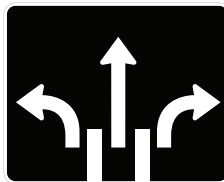
RB-48 LEFT TURN LANE CONTROL



Dimensions (mm):	Area (m ²):	Type:
600 x 600	0.36	Fixed
900 x 900	0.81	Fixed

Message Colour:	Background Colour:
White	Black

RB-49 LANE CONTROL (3 lanes)



Dimensions (mm):	Area (m ²):	Type:
750 x 600	0.45	Fixed
900 x 750	0.68	Fixed

Message Colour:	Background Colour:
Black	White

RB-52 PART TIME PARKING CONTROL (specific time period)



Dimensions (mm):	Area (m ²):	Type:
300 x 450	0.14	Fixed

Message Colour:	Background Colour:
Black, Red	White


RB-53 PARKING PERMITTED (specific time period)



Dimensions (mm):	Area (m ²):	Type:
300 x 450	0.14	Fixed

Message Colour:	Background Colour:
Black, Green	White

RB-55 NO STOPPING



Dimensions (mm):	Area (m ²):	Type:
300 x 300	0.09	Fixed
600 x 600	0.36	Fixed

Message Colour:	Background Colour:
Black, Red	White


RB-57 PART TIME STOPPING CONTROL (specific time period)



Dimensions (mm):	Area (m ²):	Type:
300 x 450	0.14	Fixed

Message Colour:	Background Colour:
Black, Red	White

RB-61 TRUCK ROUTE



Dimensions (mm):	Area (m ²):	Type:
600 x 600	0.36	Fixed

Message Colour:	Background Colour:
Black, Green	White

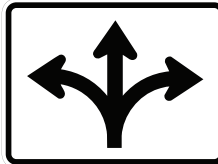
RB-61A-T TRUCK ROUTE (tab)



Dimensions (mm):	Area (m ²):	Type:
600 x 300	0.18	Fixed

Message Colour:	Background Colour:
Black	White

RB-61B-T PERMISSIBLE MOVEMENT (variable arrows)



Dimensions (mm):	Area (m ²):	Type:
600 x 300	0.18	Fixed
600 x 450	0.27	Fixed

Message Colour:	Background Colour:
Black	White

RB-62 TRUCKS PROHIBITED



Dimensions (mm):	Area (m ²):	Type:
600 x 600	0.36	Fixed
750 x 750	0.56	Fixed

Message Colour:	Background Colour:
Black, Red	White

RB-62-T NO HEAVY TRUCKS (tab)



Dimensions (mm):	Area (m ²):	Type:
600 x 300	0.18	Fixed

Message Colour:	Background Colour:
Black	White

RB-64 SNOWMOBILE ROUTE



Dimensions (mm):	Area (m ²):	Type:
600 x 600	0.36	Fixed

Message Colour:	Background Colour:
Black, Green	White

RB-65 SNOWMOBILE PROHIBITED



Dimensions (mm):	Area (m ²):	Type:
600 x 600	0.36	Fixed

Message Colour:	Background Colour:
Black, Red	White

RB-66 PEDESTRIANS PROHIBITED (specific time period)



Dimensions (mm):	Area (m ²):	Type:
600 x 600	0.36	Fixed

Message Colour:	Background Colour:
Black, Red	White

RB-66-T PEDESTRIANS PROHIBITED (tab)



Dimensions (mm):	Area (m ²):	Type:
600 x 300	0.18	Fixed

Message Colour:	Background Colour:
Black	White

RB-67 CYCLING PROHIBITED



Dimensions (mm):	Area (m ²):	Type:
600 x 600	0.36	Fixed

Message Colour:	Background Colour:
Black, Red	White

RB-67-T CYCLING PROHIBITED (tab)



Dimensions (mm):	Area (m ²):	Type:
600 x 300	0.18	Fixed

Message Colour:	Background Colour:
Black	White


RB-68 LAND USE RESTRICTION



Dimensions (mm):	Area (m ²):	Type:
900 x 1500	1.35	Fixed

Message Colour:	Background Colour:
Black, Red	White

RB-69 DANGEROUS GOODS ROUTE



Dimensions (mm):	Area (m ²):	Type:
600 x 600	0.36	Fixed

Message Colour:	Background Colour:
Black, Green	White

RB-69-T DANGEROUS GOODS ROUTE (tab)



Dimensions (mm):	Area (m ²):	Type:
600 x 300	0.18	Fixed

Message Colour:	Background Colour:
Black	White

RB-70 DANGEROUS GOODS PROHIBITED



Dimensions (mm):	Area (m ²):	Type:
600 x 600	0.36	Fixed

Message Colour:	Background Colour:
Black, Red	White

RB-70-T DANGEROUS GOODS CARRIERS PROHIBITED (tab)



Dimensions (mm):	Area (m ²):	Type:
600 x 300	0.18	Fixed

Message Colour:	Background Colour:
White	Black


RB-71 PARKING CONTROL EXCEPT DISABLED



Dimensions (mm):	Area (m ²):	Type:
300 x 450	0.14	Fixed

Message Colour:	Background Colour:
Black, Red, Green	White

RB-75 TRUCK INSPECTION STATION



Dimensions (mm):	Area (m ²):	Type:
2100 x 1100	2.31	Fixed

Message Colour:	Background Colour:
Black	White

RB-75-T 2 km (tab)



Dimensions (mm):	Area (m ²):	Type:
2100 x 750	1.58	Fixed

Message Colour:	Background Colour:
Black	White

RB-75-TL NEXT LEFT (tab)



Dimensions (mm):	Area (m ²):	Type:
2100 x 450	0.94	Fixed

Message Colour:	Background Colour:
Black	White

RB-75-TR NEXT RIGHT (tab)



Dimensions (mm):	Area (m ²):	Type:
2100 x 450	0.94	Fixed

Message Colour:	Background Colour:
Black	White

RB-75A-T CLOSED (tab)

Dimensions (mm):	Area (m ²):	Type:
2100 x 450	0.94	Fixed

CLOSED

Message Colour:	Background Colour:
Black	White


RB-76-T INSPECTION (tab)

Dimensions (mm):	Area (m ²):	Type:
2100 x 600	1.26	Fixed

INSPECTION

Message Colour:	Background Colour:
Black	White

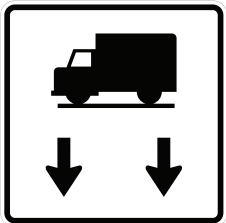
RB-77-L TRUCK INSPECTION STATION EXIT



Dimensions (mm):	Area (m ²):	Type:
2100 x 900	1.89	Fixed

Message Colour:	Background Colour:
Black	White

RB-201 ROAD BAN



Dimensions (mm):	Area (m ²):	Type:
600 x 600	0.36	Fixed

Message Colour:	Background Colour:
Black	White

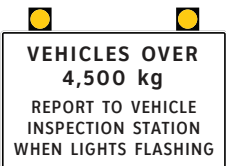
RB-201B-T AXLE-WEIGHT ALLOWANCE (tab)

**AXLE-WEIGHT
ALLOWANCE**

Dimensions (mm):	Area (m ²):	Type:
600 x 225	0.14	Fixed

Message Colour:	Background Colour:
Black	White


RB-203 VEHICLES OVER 4,500 kg REPORT TO VIS WHEN LIGHTS FLASHING (2 lights not included)



Dimensions (mm):	Area (m ²):	Type:
2438 x 1524	3.27	Fixed

Message Colour:	Background Colour:
Black	White

RB-76 TRUCK INSPECTION STATION 2 km



Dimensions (mm):	Area (m ²):	Type:
2100 x 900	1.89	Fixed

Message Colour:	Background Colour:
Black	White

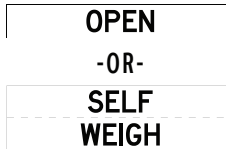
RB-77 TRUCK INSPECTION STATION NEXT EXIT



Dimensions (mm):	Area (m ²):	Type:
2100 x 900	1.89	Fixed

Message Colour:	Background Colour:
Black	White

RB-77-T OPEN OR SELF WEIGH (hinged to show either message)



Dimensions (mm):	Area (m ²):	Type:
2100 x 600	1.26	Fixed

Message Colour:	Background Colour:
Black	White

RB-201A-T AXLE WEIGHT ALLOWANCE PERCENTAGE (tab)

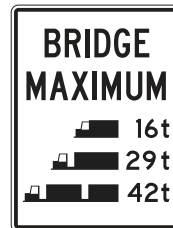
75%

90%

Dimensions (mm):	Area (m ²):	Type:
600 x 300	0.18	Fixed

Message Colour:	Background Colour:
Black	White

RB-202 MAXIMUM WEIGHT - TONNES - BRIDGES



Dimensions (mm):	Area (m ²):	Type:
900 x 1200	1.08	Fixed

Message Colour:	Background Colour:
Black	White

RB-203-T UNLESS EXEMPTED (tab)

UNLESS EXEMPTED

Dimensions (mm):	Area (m ²):	Type:
2438 x 450	1.10	Fixed

Message Colour:	Background Colour:
Black	White

RB-204 NON-SCHEDULED BUSES REPORT TO VEHICLE INSPECTION STATION WHEN LIGHTS FLASHING

NON-SCHEDULED BUSES
REPORT TO VEHICLE
INSPECTION STATION
WHEN LIGHTS FLASHING

Dimensions (mm):	Area (m ²):	Type:
2400 x 1200	2.88	Fixed
Message Colour:	Background Colour:	
Black	White	

RB-207 DO NOT PASS WHEN TRAFFIC ONCOMING

DO NOT
PASS
WHEN
TRAFFIC
ONCOMING

Dimensions (mm):	Area (m ²):	Type:
750 x 750	0.56	Fixed
Message Colour:	Background Colour:	
Black	White	

RB-208A OPERATORS REQUIRING PERMITS MUST REPORT TO STATION

OPERATORS REQUIRING
PERMITS
MUST REPORT
TO STATION

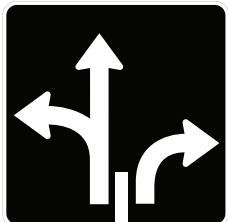
Dimensions (mm):	Area (m ²):	Type:
		Variable
Message Colour:	Background Colour:	
Black	White	

RB-209A TRUCKERS PLEASE AVOID USE OF ENGINE RETARDER BRAKES NEXT 3 km

TRUCKERS
PLEASE AVOID
USE OF ENGINE
RETARDER BRAKES
NEXT 3 km


Dimensions (mm):	Area (m ²):	Type:
2400 x 1200	0.18	Fixed
Message Colour:	Background Colour:	
Black	White	

RB-210-R LANE CONTROL (2 lane)



Dimensions (mm):	Area (m ²):	Type:
600 x 600	0.36	Fixed
Message Colour:	Background Colour:	
White	Black	

RB-212-L LANE CONTROL (2 lane)



Dimensions (mm):	Area (m ²):	Type:
600 x 600	0.36	Fixed
Message Colour:	Background Colour:	
White	Black	

RB-205 TENTS AND TRAILERS PROHIBITED



Dimensions (mm):	Area (m ²):	Type:
600 x 600	0.36	Fixed
Message Colour:	Background Colour:	
Black, Red	White	

RB-208 ALL CARRIERS REQUIRING PERMITS PHONE 1-800-662-7138

ALL CARRIERS
REQUIRING
PERMITS
PH. 1-800-662-7138


Dimensions (mm):	Area (m ²):	Type:
		Variable
Message Colour:	Background Colour:	
Black	White	

RB-209 TRUCKERS PLEASE AVOID USE OF ENGINE RETARDER BRAKES WITHIN CORPORATE LIMITS

TRUCKERS
PLEASE AVOID
USE OF ENGINE
RETARDER BRAKES
WITHIN CORPORATE LIMITS

Dimensions (mm):	Area (m ²):	Type:
2400 x 1200	2.88	Fixed
Message Colour:	Background Colour:	
Black	White	

RB-210-L LANE CONTROL (2 lane)




Dimensions (mm):	Area (m ²):	Type:
600 x 600	0.36	Fixed
Message Colour:	Background Colour:	
White	Black	

RB-211 MAXIMUM ONE TRUCK ON BRIDGE

MAXIMUM
ONE TRUCK
ON
BRIDGE

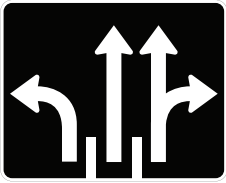
Dimensions (mm):	Area (m ²):	Type:
900 x 1200	1.08	Fixed
Message Colour:	Background Colour:	
Black	White	

RB-212-R LANE CONTROL (2 lane)



Dimensions (mm):	Area (m ²):	Type:
600 x 600	0.36	Fixed
Message Colour:	Background Colour:	
White	Black	

RB-214-L LANE CONTROL(3 lane)



Dimensions (mm):	Area (m ²):	Type:
750 x 600	0.45	Fixed

Message Colour:	Background Colour:
White	Black

RB-215 RIGHT LANE MUST EXIT 1 km

**RIGHT LANE
MUST EXIT
1 km**

Dimensions (mm):	Area (m ²):	Type:
		Variable

Message Colour:	Background Colour:
Black	White

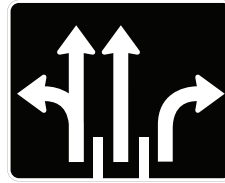
RB-217 COMMERCIAL VEHICLES OVER 4500 kg MUST INSPECT BRAKES

**COMMERCIAL VEHICLES
OVER 4500 kg
MUST INSPECT BRAKES** 

Dimensions (mm):	Area (m ²):	Type:
3600 x 1219	4.39	Fixed

Message Colour:	Background Colour:
Black	White

RB-214-R LANE CONTROL(3 lane)



Dimensions (mm):	Area (m ²):	Type:
750 x 600	0.45	Fixed

Message Colour:	Background Colour:
White	Black

RB-216 COMMERCIAL VEHICLES OVER 4500 kg MUST INSPECT BRAKES 500 m

**COMMERCIAL VEHICLES
OVER 4500 kg
MUST INSPECT BRAKES
500 m**

Dimensions (mm):	Area (m ²):	Type:
3000 x 1524	4.57	Fixed

Message Colour:	Background Colour:
Black	White