

RB-45 STRAIGHT THROUGH ONLY



Dimensions (mm):	Area (m ²):	Type:
600 x 600	0.36	Fixed

Message Colour:	Background Colour:
White	Black

RB-46-TL LEFT TWO LANES (tab)



Dimensions (mm):	Area (m ²):	Type:
600 x 300	0.18	Fixed

Message Colour:	Background Colour:
Black	White

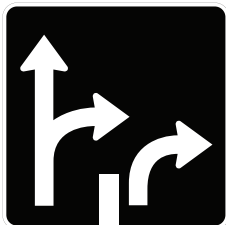
RB-46-TR RIGHT TWO LANES (tab)



Dimensions (mm):	Area (m ²):	Type:
600 x 300	0.18	Fixed

Message Colour:	Background Colour:
Black	White

RB-47-R LANE CONTROL (2 right lanes)



Dimensions (mm):	Area (m ²):	Type:
600 x 600	0.36	Fixed

Message Colour:	Background Colour:
White	Black

RB-48-T CENTER LANE



Dimensions (mm):	Area (m ²):	Type:
600 x 300	0.18	Fixed

Dimensions (mm):	Area (m ²):	Type:
900 x 300	0.27	Fixed

Message Colour:	Background Colour:
Black	White


RB-51 NO PARKING



Dimensions (mm):	Area (m ²):	Type:
300 x 300	0.09	Fixed
600 x 600	0.36	Fixed

Message Colour:	Background Colour:
Black, Red	White


RB-46-L DOUBLE LEFT TURN



Dimensions (mm):	Area (m ²):	Type:
600 x 600	0.36	Fixed

Message Colour:	Background Colour:
White	Black


RB-46-R DOUBLE RIGHT TURN



Dimensions (mm):	Area (m ²):	Type:
600 x 600	0.36	Fixed

Message Colour:	Background Colour:
White	Black


RB-47-L LANE CONTROL (2 left lanes)



Dimensions (mm):	Area (m ²):	Type:
600 x 600	0.36	Fixed

Message Colour:	Background Colour:
White	Black


RB-48 LEFT TURN LANE CONTROL



Dimensions (mm):	Area (m ²):	Type:
600 x 600	0.36	Fixed
900 x 900	0.81	Fixed

Message Colour:	Background Colour:
White	Black

RB-49 LANE CONTROL (3 lanes)



Dimensions (mm):	Area (m ²):	Type:
750 x 600	0.45	Fixed
900 x 750	0.68	Fixed

Message Colour:	Background Colour:
Black	White

RB-52 PART TIME PARKING CONTROL (specific time period)



Dimensions (mm):	Area (m ²):	Type:
300 x 450	0.14	Fixed

Message Colour:	Background Colour:
Black, Red	White