

**RB-204** NON-SCHEDULED BUSES REPORT TO VEHICLE INSPECTION STATION WHEN LIGHTS FLASHING

NON-SCHEDULED BUSES  
REPORT TO VEHICLE  
INSPECTION STATION  
WHEN LIGHTS FLASHING

Dimensions (mm):	Area (m <sup>2</sup> ):	Type:
2400 x 1200	2.88	Fixed
Message Colour:	Background Colour:	
Black	White	

**RB-207** DO NOT PASS WHEN TRAFFIC ONCOMING

DO NOT  
PASS  
WHEN  
TRAFFIC  
ONCOMING

Dimensions (mm):	Area (m <sup>2</sup> ):	Type:
750 x 750	0.56	Fixed
Message Colour:	Background Colour:	
Black	White	

**RB-208A** OPERATORS REQUIRING PERMITS MUST REPORT TO STATION

OPERATORS REQUIRING  
PERMITS  
MUST REPORT  
TO STATION


Dimensions (mm):	Area (m <sup>2</sup> ):	Type:
		Variable
Message Colour:	Background Colour:	
Black	White	

**RB-209A** TRUCKERS PLEASE AVOID USE OF ENGINE RETARDER BRAKES NEXT 3 km

TRUCKERS  
PLEASE AVOID  
USE OF ENGINE  
RETARDER BRAKES  
NEXT 3 km

Dimensions (mm):	Area (m <sup>2</sup> ):	Type:
2400 x 1200	0.18	Fixed
Message Colour:	Background Colour:	
Black	White	

**RB-210-R** LANE CONTROL (2 lane)



Dimensions (mm):	Area (m <sup>2</sup> ):	Type:
600 x 600	0.36	Fixed
Message Colour:	Background Colour:	
White	Black	

**RB-212-L** LANE CONTROL (2 lane)



Dimensions (mm):	Area (m <sup>2</sup> ):	Type:
600 x 600	0.36	Fixed
Message Colour:	Background Colour:	
White	Black	

**RB-205** TENTS AND TRAILERS PROHIBITED



Dimensions (mm):	Area (m <sup>2</sup> ):	Type:
600 x 600	0.36	Fixed
Message Colour:	Background Colour:	
Black, Red	White	

**RB-208** ALL CARRIERS REQUIRING PERMITS PHONE 1-800-662-7138

ALL CARRIERS  
REQUIRING  
PERMITS  
PH. 1-800-662-7138


Dimensions (mm):	Area (m <sup>2</sup> ):	Type:
		Variable
Message Colour:	Background Colour:	
Black	White	

**RB-209** TRUCKERS PLEASE AVOID USE OF ENGINE RETARDER BRAKES WITHIN CORPORATE LIMITS

TRUCKERS  
PLEASE AVOID  
USE OF ENGINE  
RETARDER BRAKES  
WITHIN CORPORATE LIMITS

Dimensions (mm):	Area (m <sup>2</sup> ):	Type:
2400 x 1200	2.88	Fixed
Message Colour:	Background Colour:	
Black	White	

**RB-210-L** LANE CONTROL (2 lane)




Dimensions (mm):	Area (m <sup>2</sup> ):	Type:
600 x 600	0.36	Fixed
Message Colour:	Background Colour:	
White	Black	

**RB-211** MAXIMUM ONE TRUCK ON BRIDGE

MAXIMUM  
ONE TRUCK  
ON  
BRIDGE

Dimensions (mm):	Area (m <sup>2</sup> ):	Type:
900 x 1200	1.08	Fixed
Message Colour:	Background Colour:	
Black	White	

**RB-212-R** LANE CONTROL (2 lane)



Dimensions (mm):	Area (m <sup>2</sup> ):	Type:
600 x 600	0.36	Fixed
Message Colour:	Background Colour:	
White	Black	